


FORT ORANGE STUDENT WORKSHEET

IMPORTANT:

Do NOT complete the form in the web browser.
If you do not SAVE this document to your computer first,
your responses will not be saved.

INSTRUCTIONS:

1. Download the PDF to your computer 
2. Open the downloaded PDF file
3. Use "SAVE AS" to save the file to your computer
example: YourName-FortOrangeLesson_Worksheet.PDF
4. Begin completing the worksheet
5. SAVE the document again once it is complete.

or

Print the document to complete by hand



FORT ORANGE – LESSON 1 WORKSHEET

Native American Daily Life before Dutch Arrival

SETTING THE STAGE: Making Observations – Compare and Contrast

Study both images carefully and compare and contrast the different places where people live.



CITY



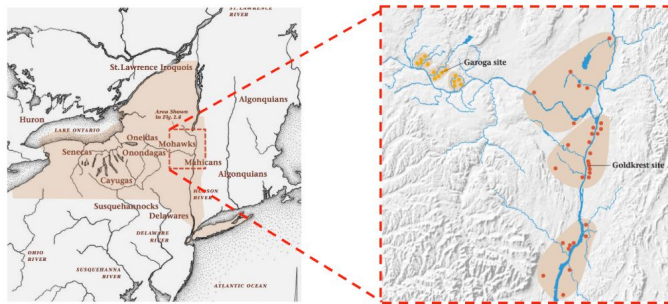
COUNTRY

1. How is life similar for people living in these two places?

2. How is life different for people living in these two places?



ACTIVITY 1: Map Overview: Where did the Mohicans and Mohawks live?





3. What might have been the **CHALLENGES** and **BENEFITS** of living at the Garoga site and the Goldkrest site?

4. Why might the Mohawks and Mohicans have picked the sites that they did?

5. Describe what you think one of these village might have looked like.
Be sure to include the benefits and challenges of living in this place.



ACTIVITY 2: Observations of Mohawk and Mohican Communities



6. Based on the images, list the similarities shared by the Mohican and Mohawk villages.

7. List at least four DIFFERENCES differences between the villages.



ACTIVITY 3: Analyzing Artifacts: What do these objects tell us?



8. Why would this pot sherd be black and burned?



9. Why did women put designs on the cooking pot?



10. How did the Mohawks and Mohicans use points like this one?

A new artifact was just discovered at a Mohawk site your archaeology crew has been excavating, and a local newspaper has asked you to write a detailed description of it for publication.



11. Choose an artifact, describe its appearance, and suggest why it was important to the community.



SUMMATIVE ASSESSMENT

12. Imagine you are one of the first Europeans to meet the Mohicans and Mohawks.

- Discuss the daily life of these Native American groups using evidence from the images in this lesson.
- Be sure to include information about their environment, community, and daily activities.
- You could write a letter or essay or create a poster showing Native American life in the early 1600s.